

Assembly: launch of marking codes









Summer Term 1: 2017

Marking Codes

- Teachers are going to start using a set of Marking Codes to tell you where you have made a Literacy error or where the presentation of your work is not satisfactory.
- The codes will be the first letter (s) of the word/phrase of the error.
- For example: **SP** is the code for **Sp**elling mistake.
- When you see one of these codes we will expect you to **complete the correction in green pen.**

Can you guess what these marking codes stand for?

CODE	
Sp	
○	P
CL	
^	
G	
T	
Wrong word with line through it	
//	
X	
✓	
✓✓	
VF	
S	
Un	
R/P	

CODE	DEFINITION
	Spelling errors
 P	Missing/ incorrect punctuation
	Capital letter incorrect
^	Missing word
	Grammar incorrect
	Incorrect tense
Wrong word with line through it	Wrong word or phrase
//	New paragraph
X	Incorrect/ mistake
✓	Correct
✓✓	Very good
	Verbal feedback
	Indicates student was supported with work
Un	Indicates student needs to underline date/title
	Indicates student should have used a ruler and pencil



Morning Registration Time

In tomorrow's morning registration time you will be given a copy of the marking codes to stick into your planner (over your old timetable).

A copy of the marking codes will also be displayed on a poster in each classroom and there will be a copy on the school website.

When your teacher uses one of the codes we expect you to **complete the correction in green pen.**